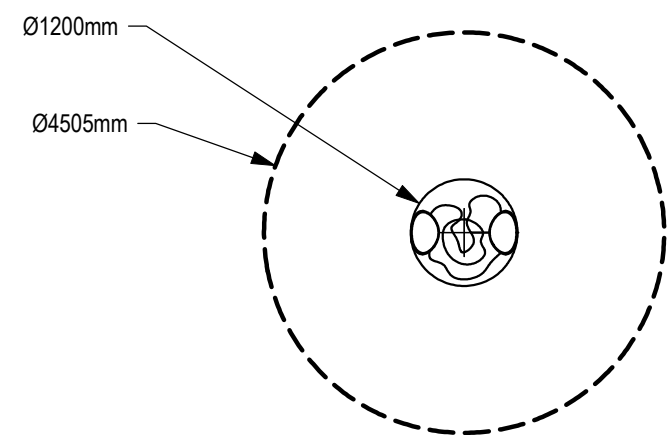


This layout document provides foundation details for the preferred unitary surfacing installation. Loose fill surfacing may be an option for this product. Please inquire to determine whether this is possible prior to specifying in a project.

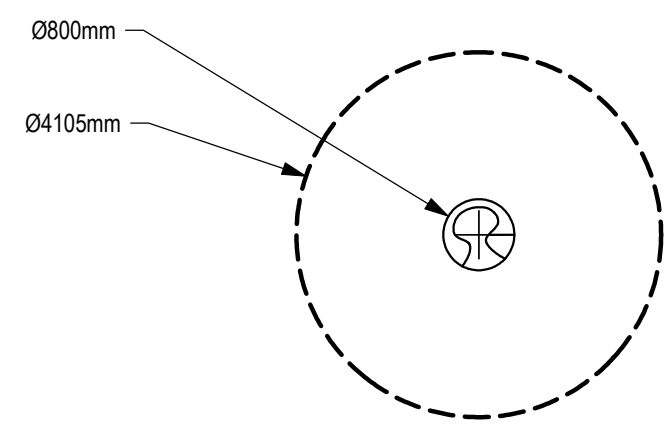
USE ZONE DRAWING APPLIES TO THE FOLLOWING PRODUCTS

CPM-0054	MOUND 1800
CPM-0056	MOUND 1600
CPM-0057	MOUND 1600 W/TUBE
CPM-0058	MOUND 1200
CPM-0059	MOUND 1200 W/TUBE
CPM-0060	MOUND 800
CPM-0061	MOUND 400

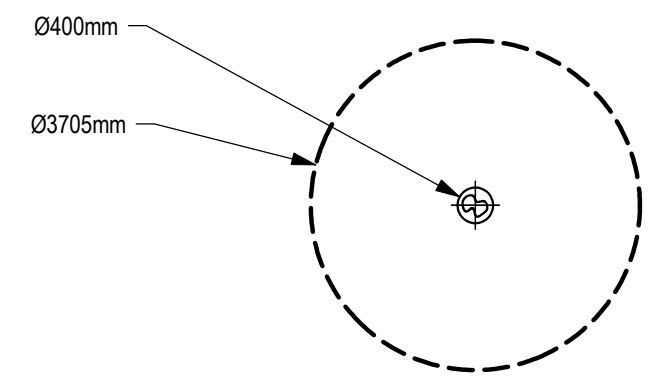
DOCUMENT No:		200-001-190			
REVISION HISTORY					
REV	DESCRIPTION	REF. No.	DATE	DRWN BY:	RWD BY:
0	Initial Release	WO# 878	2020-11-11	CF	WMc
ENGINEERING SEAL:					
CLIENT:		STOCK			
PROJECT NAME:		STOCK			
PRODUCT NO:		SEE LIST			
DRAWING TITLE: MOUND SERIES EN USE ZONE					
REV:	SHEET:	SHEET SIZE:	SCALE:		
0	1 OF 2	PA3	NTS		
DESIGNED BY:		DATE:			
DRAWN BY: C. FUNG		DATE: 2020-11-11			
CHECKED BY: W. McNAIR		DATE: 2021-01-12			
REVIEWED BY:		DATE:			
APPROVED BY:		DATE:			
<p>CONLUDO IT'S HOW WE PLAY TOGETHER Local: 613-446-0030 Toll free: 800-790-0034 Email: info@dynamoplaygrounds.com</p>					



6
2 CPM-0059 EN USE ZONE PLAN VIEW

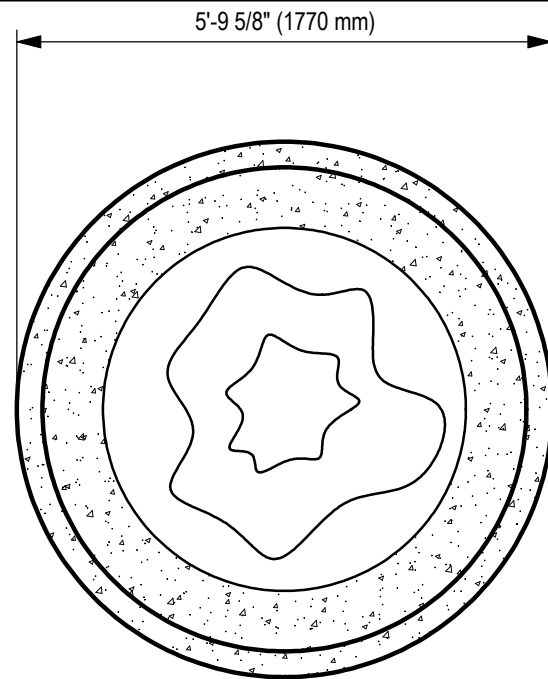


7
2 CPM-0060 EN USE ZONE PLAN VIEW



8
2 CPM-0061 EN USE ZONE PLAN VIEW

DOCUMENT No:		200-001-190	
ENGINEERING SEAL:			
CLIENT:		STOCK	
PROJECT NAME:		STOCK	
PRODUCT NO:		SEE LIST	
DRAWING TITLE: MOUND SERIES EN USE ZONE			
REV:	SHEET:	SHEET SIZE:	SCALE:
0	2 OF 2	PA3	NTS
DESIGNED BY:		DATE:	
DRAWN BY: C. FUNG		DATE: 2020-11-11	
CHECKED BY:		DATE:	
REVIEWED BY:		DATE:	
APPROVED BY:		DATE:	

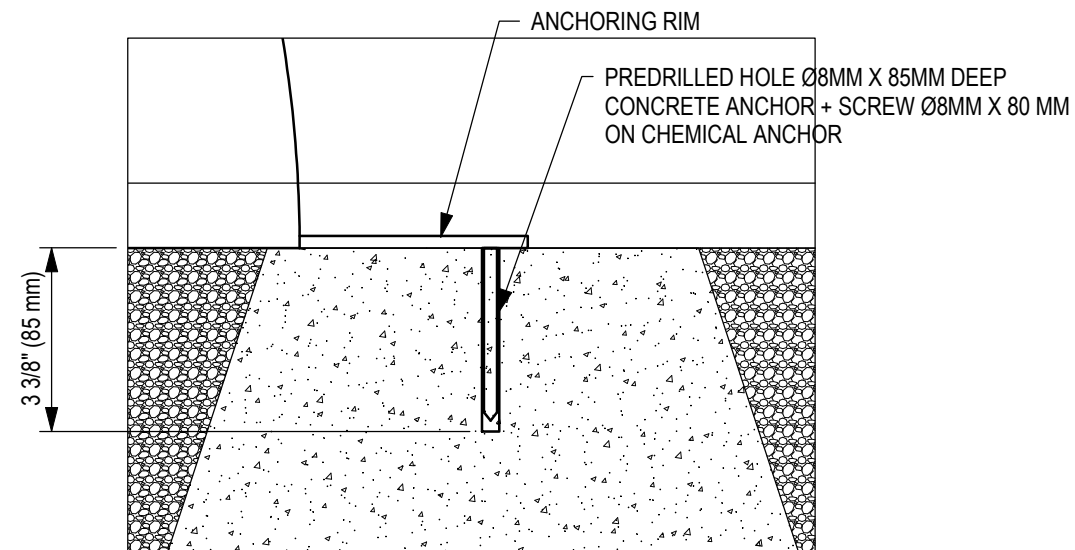


1 FOUNDATION DETAIL PLAN VIEW

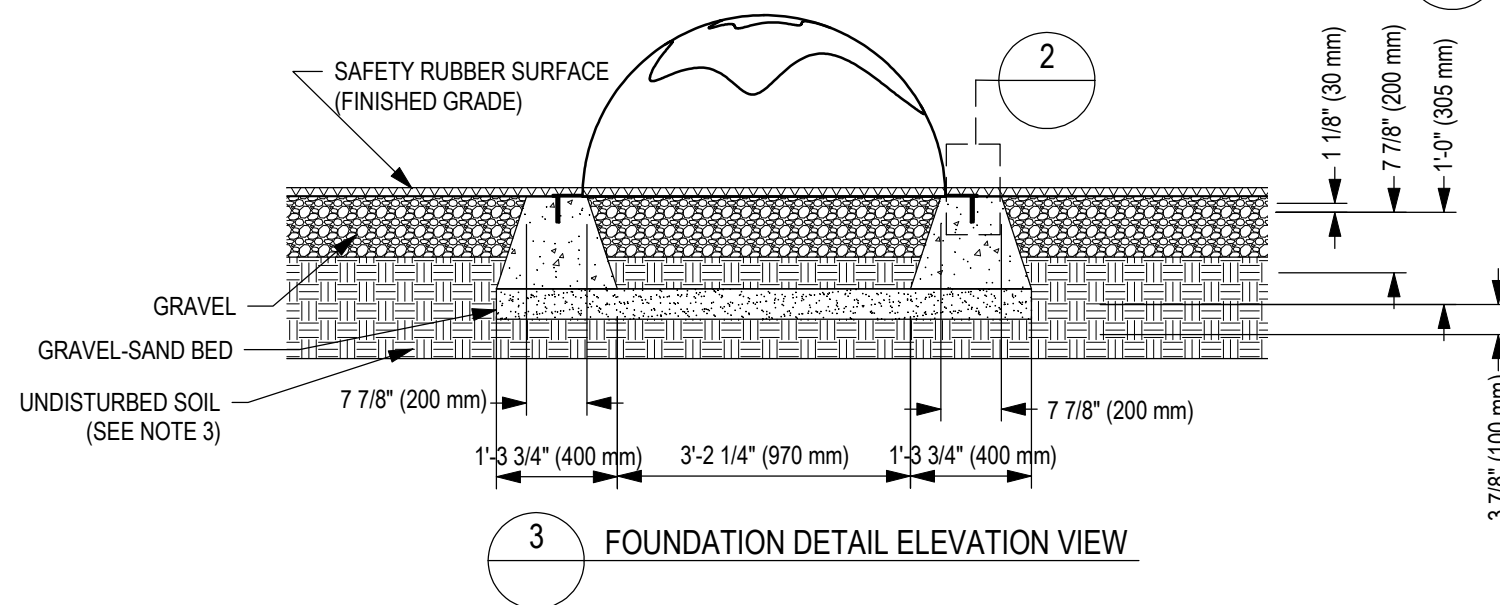
This layout document provides foundation details for the preferred unitary surfacing installation. Loose fill surfacing may be an option for this product. Please inquire to determine whether this is possible prior to specifying in a project.

GENERAL NOTES:

1. THE FOUNDATION IN THE DRAWING TO BE USED AS A MINIMUM GUIDELINE. CHECK WITH LOCAL ENGINEERS
2. THE CONCRETE SHALL BE GRADE C25 (CHARACTERISTIC STRENGTH OF 3500 PSI AT 28 DAYS) MINIMUM.
3. THE FOUNDATION SHALL BE PLACED ON FIRM, UNDISTURBED SOIL SURFACE. WHEREVER EXCAVATION OCCURS BELOW THE DESIGNED FOUNDATION LEVEL, WELL COMPACTED BACK FILL OR LEAN CONCRETE SHALL BE USED FOR LEVELING.
4. BACKFILLING FOR FOUNDATION SHALL BE PLACED EVENLY IN 6" (150mm) LAYERS. LAYERS SHALL BE WELL COMPACTED.



2 ANCHORING DETAIL VIEW



3 FOUNDATION DETAIL ELEVATION VIEW

DOCUMENT No: 200-001-335

REVISION HISTORY					
REV	DESCRIPTION	REF. No.	DATE	DRWN BY:	RWD BY:
0	Initial Release	WO# 881	2020-11-26	CF	WMc

ENGINEERING SEAL:

CLIENT: STOCK
PROJECT NAME: STOCK
PRODUCT NO: CPM-0058, CPM-0059

DRAWING TITLE:
MOUND 1200
FOUNDATION DRAWING

REV:	SHEET:	SHEET SIZE:	SCALE:
0	1 OF 1	PA3	NTS

DESIGNED BY:	DATE:
DRAWN BY: C. FUNG	DATE: 2020-11-27
CHECKED BY: W. McNAIR	DATE: 2021-01-12
REVIEWED BY:	DATE:
APPROVED BY:	DATE:



Local: 613-446-0030
Toll free: 800-790-0034
Email: info@dynamoplaygrounds.com