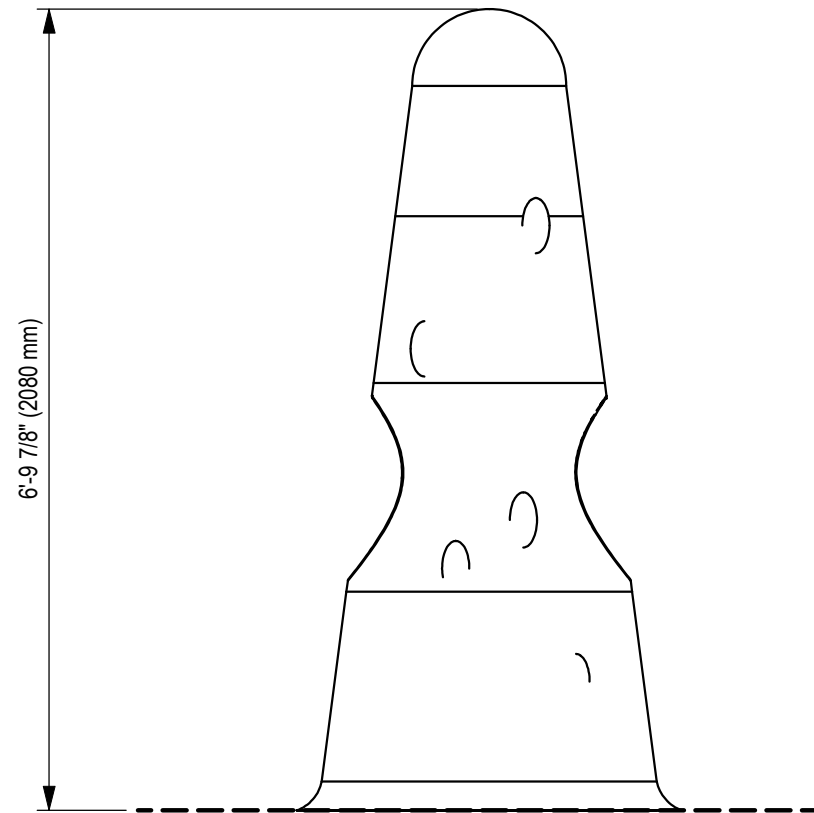
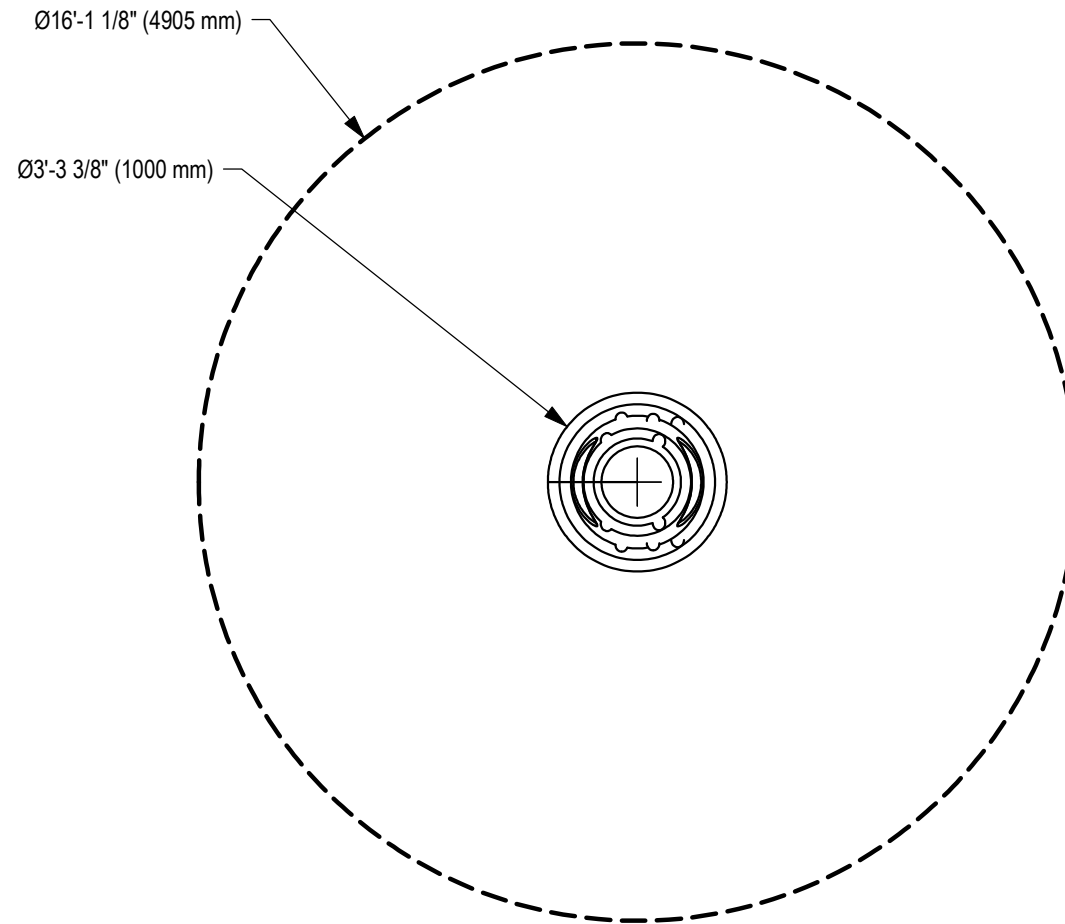


*This layout document provides foundation details for the preferred unitary surfacing installation. Loose fill surfacing may be an option for this product. Please inquire to determine whether this is possible prior to specifying in a project.*



1 CONE CLIMBER ELEVATION VIEW



2 CONE CLIMBER CSA USE ZONE

USE ZONE APPLIES TO THE FOLLOWING PRODUCTS:	
CPM-0049	CONE CLIMBER
CPM-0050	CONE TUNNELS
CPM-0051	CASTLE CLIMBER

DOCUMENT No:200-001-181

REVISION HISTORY

REV	DESCRIPTION	REF. No.	DATE	DRWN BY:	RWD BY:
0	Initial Release	WO# 873	2020-11-10	CF	WM

ENGINEERING SEAL:

CLIENT:STOCK

PROJECT NAME:STOCK

PRODUCT NO:SEE LIST

DRAWING TITLE:

CONE CLIMBER/CONE TUNNELS/ CASTLE CLIMBER CSA USE ZONE

REV:0	SHEET:1 OF 1	SHEET SIZE:PA3	SCALE:NTS
DESIGNED BY:		DATE:	
DRAWN BY:C. FUNG		DATE:2020-11-10	
CHECKED BY:W. MCNAIR		DATE:2020-01-12	
REVIEWED BY:		DATE:	
APPROVED BY:		DATE:	

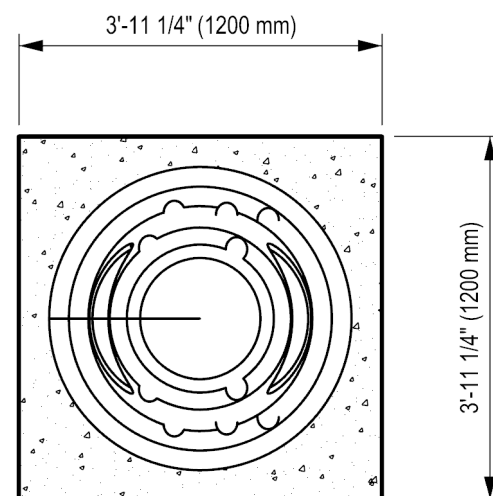
CONLUDO

IT'S HOW WE PLAY TOGETHER

Local: 613-446-0030

Toll free: 800-790-0034

Email: info@dynamoplaygrounds.com

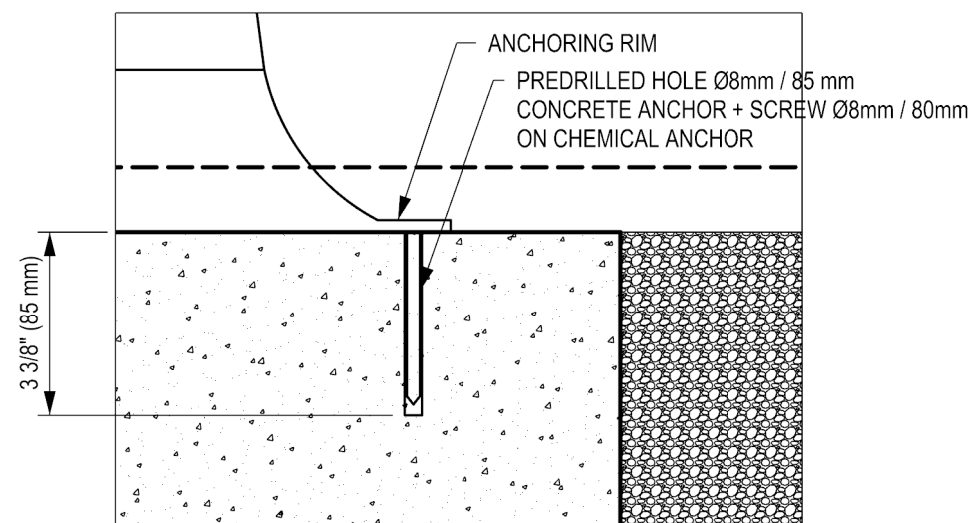


1 FOUNDATION DETAIL PLAN VIEW

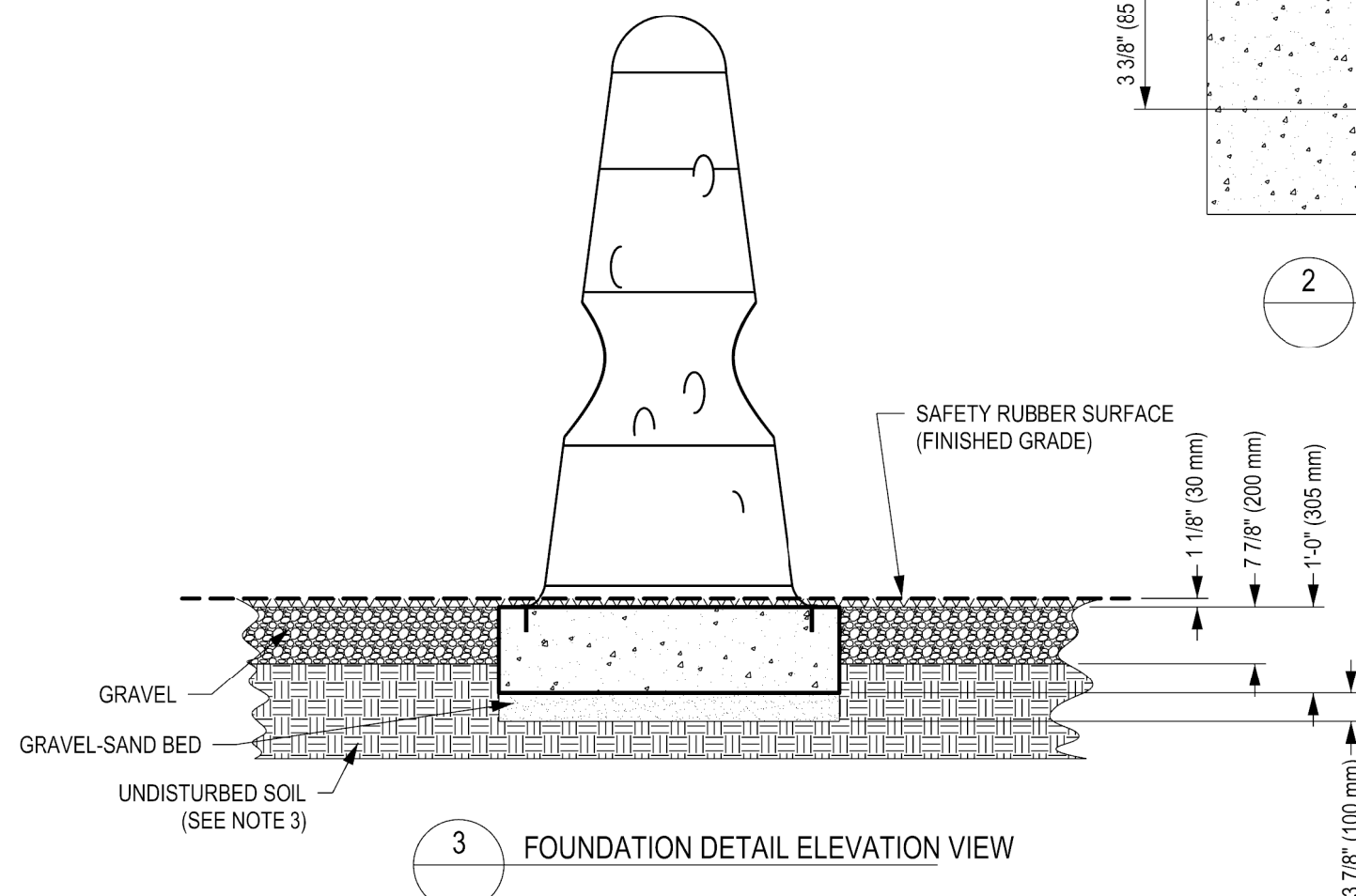
*This layout document provides foundation details for the preferred unitary surfacing installation. Loose fill surfacing may be an option for this product. Please inquire to determine whether this is possible prior to specifying in a project.*

### GENERAL NOTES:

1. THE FOUNDATION IN THE DRAWING TO BE USED AS A MINIMUM GUIDELINE. CHECK WITH LOCAL ENGINEERS
2. THE CONCRETE SHALL BE GRADE C25 (CHARACTERISTIC STRENGTH OF 3500 PSI AT 28 DAYS) MINIMUM.
3. THE FOUNDATION SHALL BE PLACED ON FIRM, UNDISTURBED SOIL SURFACE. WHEREVER EXCAVATION OCCURS BELOW THE DESIGNED FOUNDATION LEVEL, WELL COMPACTED BACK FILL OR LEAN CONCRETE SHALL BE USED FOR LEVELING.
4. BACKFILLING FOR FOUNDATION SHALL BE PLACED EVENLY IN 6" (150mm) LAYERS. LAYERS SHALL BE WELL COMPACTED.



2 ANCHORING DETAIL VIEW



3 FOUNDATION DETAIL ELEVATION VIEW

DOCUMENT No: 200-001-331

REVISION HISTORY					
REV	DESCRIPTION	REF. No.	DATE	DRWN BY:	RWD BY:
0	Initial Release	WO# 873	2020-11-26	CF	WM

ENGINEERING SEAL:

CLIENT: STOCK  
PROJECT NAME: STOCK  
PRODUCT NO: SEE LIST

DRAWING TITLE:  
CONE SERIES  
FOUNDATION DRAWING

REV: 0 SHEET: 1 OF 1 SHEET SIZE: PA3 SCALE: NTS

DESIGNED BY: DATE:  
DRAWN BY: C. FUNG DATE: 2020-11-26  
CHECKED BY: W. MCNAIR DATE: 2020-01-12  
REVIEWED BY: DATE:  
APPROVED BY: DATE:

FOUNDATION APPLIES TO THE FOLLOWING PRODUCTS:	
CPM-0049	CONE CLIMBER
CPM-0050	CONE TUNNELS
CPM-0051	CASTLE CLIMBER

**CONLUDO**  
IT'S HOW WE PLAY TOGETHER  
Local: 613-446-0030  
Toll free: 800-790-0034  
Email: [info@dynamoplaygrounds.com](mailto:info@dynamoplaygrounds.com)