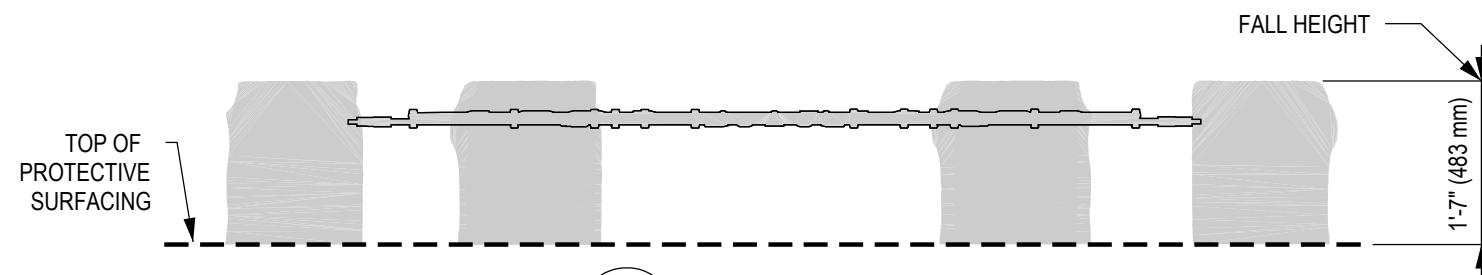


1
-
ASTM USE ZONE PLAN VIEW



2
-
ELEVATION VIEW

DOCUMENT No: 200-001-478

REVISION HISTORY					
REV	DESCRIPTION	REF. No.	DATE	DRWN BY:	CHK BY:
0	Initial Release		2021-06-10	SA	JC

CLIENT: STOCK
PROJECT NAME: STOCK
PRODUCT NO: NP-AP006V2

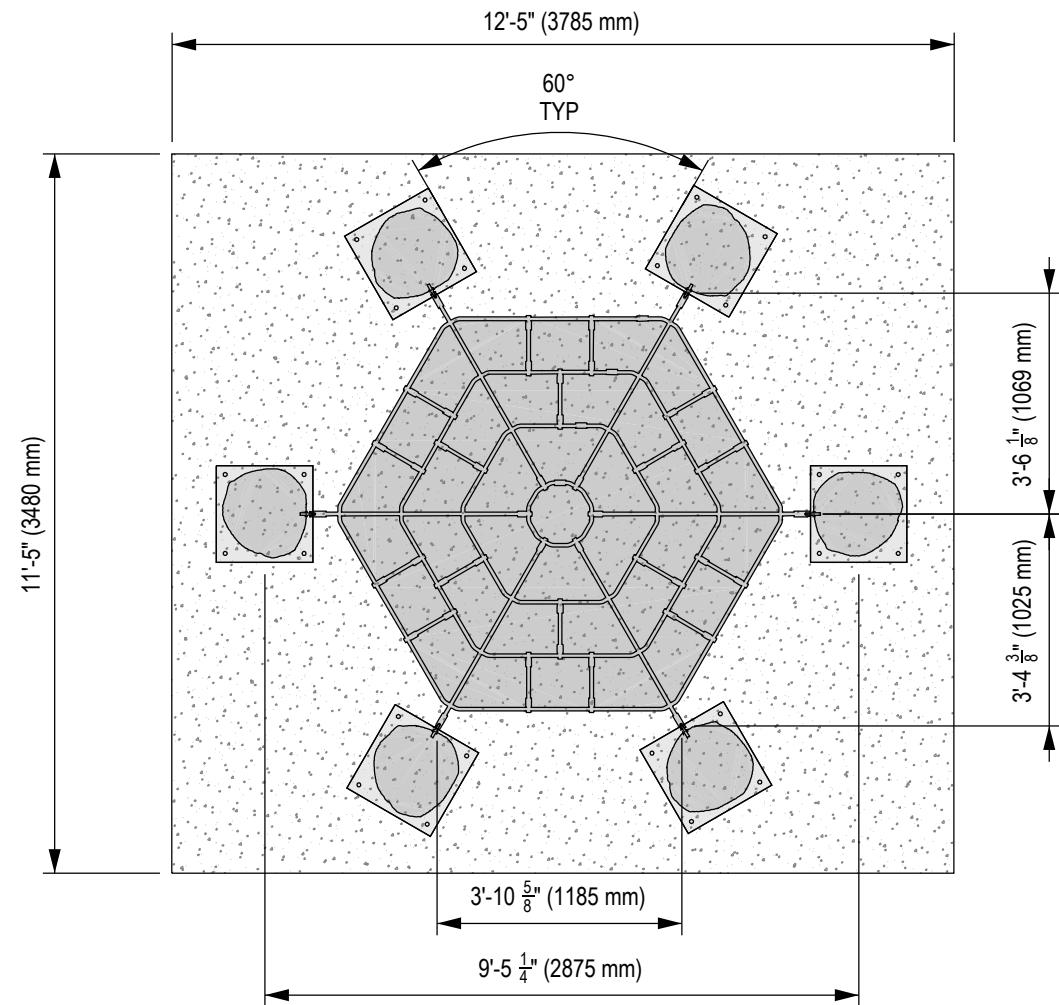
DRAWING TITLE:
ROPE WEB CLIMBER
ASTM USE ZONE DRAWING

REV:	SHEET:	SHEET SIZE:	SCALE:
0	1 OF 1	PA3	NTS

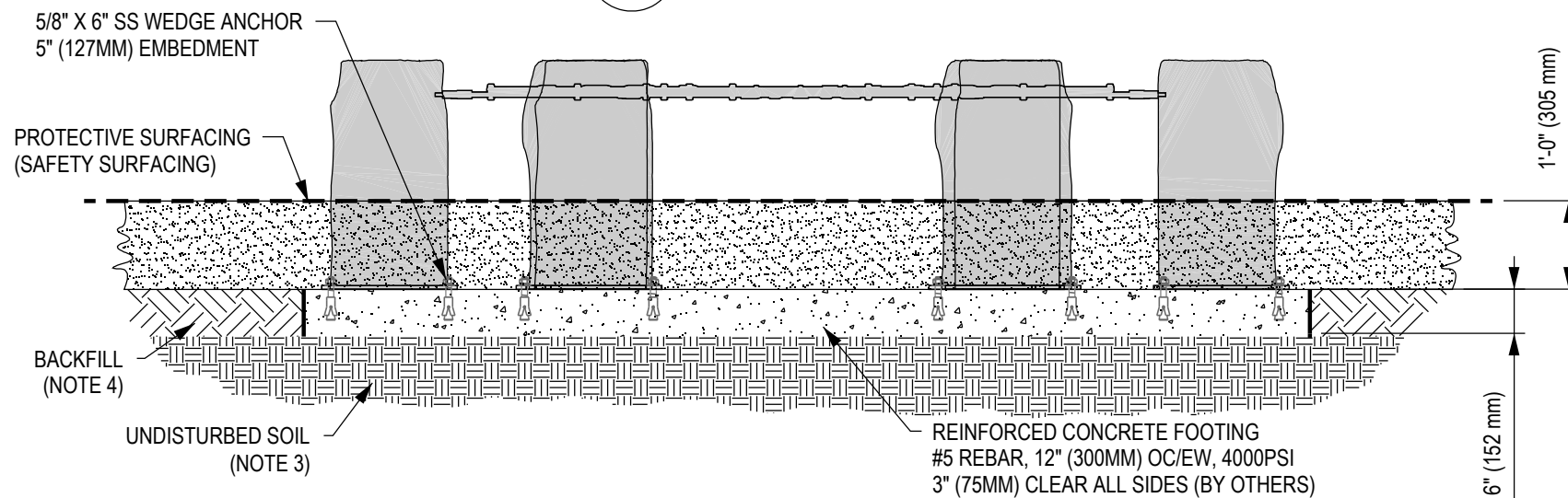
DESIGNED BY:	DATE:
DRAWN BY: S.ALKATHERI	DATE: 2021-06-10
CHECKED BY: J.CHEN	DATE: 2021-06-10
CHECKED BY:	DATE:
REVIEWED BY:	DATE:

DYNAMO
PLAYGROUNDS

Local: 613-446-0030
Toll free: 800-790-0034
Email: info@dynamoplaygrounds.com
Fax: 613-446-0034
URL: www.dynamoplaygrounds.com



1 FOUNDATION PLAN VIEW



2 FOUNDATION ELEVATION VIEW

GENERAL NOTES:

1. THE FOUNDATION IN THE DRAWING TO BE USED AS A MINIMUM GUIDELINE. CHECK WITH LOCAL ENGINEERS
2. THE CONCRETE SHALL BE GRADE C28 (CHARACTERISTIC STRENGTH OF 4000 PSI AT 28 DAYS) MINIMUM.
3. THE FOUNDATION SHALL BE PLACED ON FIRM, UNDISTURBED SOIL SURFACE. WHEREVER EXCAVATION OCCURS BELOW THE DESIGNED FOUNDATION LEVEL, WELL COMPACTED BACK FILL OR LEAN CONCRETE SHALL BE USED FOR LEVELING.
4. BACKFILLING FOR FOUNDATION SHALL BE PLACED EVENLY IN 6" (150mm) LAYERS. LAYERS SHALL BE WELL COMPACTED.
5. THE FOUNDATION DESIGN IS SUITABLE FOR SOIL WITH A BEARING CAPACITY OF 1600 PSF (80 KPA) AND ABOVE.
6. THE FOUNDATION DESIGN IS SUITABLE FOR SOIL WITH FROST LINE OF 4' (1200 MM) OR LESS.

DOCUMENT No: 200-001-477

REVISION HISTORY					
REV	DESCRIPTION	REF. No.	DATE	DRWN BY:	CHK BY:
0	Initial Release		2021-06-10	SA	JC

CLIENT: STOCK
PROJECT NAME: STOCK
PRODUCT NO: NP-AP006V2

DRAWING TITLE:
ROPE WEB CLIMBER
FOUNDATION DRAWING

REV: 0 SHEET: 1 OF 1 SHEET SIZE: PA3 SCALE: NTS

DESIGNED BY: DATE:
DRAWN BY: S.ALKATHERI DATE: 2021-06-10
CHECKED BY: J.CHEN DATE: 2021-06-10
CHECKED BY: DATE:
REVIEWED BY: DATE:

DYNAMO
PLAYGROUNDS
Local: 613-446-0030
Toll free: 800-790-0034
Email: info@dynamoplaygrounds.com
Fax: 613-446-0034
URL: www.dynamoplaygrounds.com