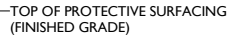




PRODUCT INFORMATION:
 PRODUCT SIZE: L 21376 mm x W 1080 mm x H 3053 mm
 USE ZONE DIMENSIONS: L 24376 mm x W 7803 mm
 USE ZONE AREA: 167.43 SQ M
 FALL HEIGHT: 1289 mm
 CAPACITY: 24
 AGE: 2-12
 OPTION: AA
 REV: 0.00



NOTES:

DYNAMO PLAYGROUNDS IS NOT RESPONSIBLE
FOR CLIENT PROVIDED CAD INACCURACIES.

DYNAMO PLAY EQUIPMENT IS DESIGNED FOR A FLAT HORIZONTAL PLANE UNLESS TOPOGRAPHY AND OR GRADING IS PROVIDED.

DYNAMO IS NOT RESPONSIBLE FOR
TOPOGRAPHY OR GRADING.

DYNAMO IS NOT RESPONSIBLE FOR
THIRD PARTY EQUIPMENT USE ZONES.

DYNAMO IS NOT RESPONSIBLE FOR COMPLIANCE
ISSUES FROM OTHER PRODUCT ENCROACHMENT
IN DYNAMO PLAY EQUIPMENT USE ZONES.

ENTIRETY OF DYNAMO PLAY EQUIPMENT
USE ZONE TO BE COVERED WITH IMPACT
ATTENUATING SURFACING. SURFACING
NOT PROVIDED BY DYNAMO.

NO OVERHEAD OBSTRUCTIONS TO
ENCROACH WITHIN 84" OFFSET
FROM THE TOP SURFACE OF DYNAMO
PLAY EQUIPMENT.

DYNAMO PLAYGROUNDS IS NOT RESPONSIBLE FOR EXISTING TREE LOCATION, NOR THEIR PROXIMITY TO DYNAMO'S PROPOSED EQUIPMENT AND THEIR USE ZONES.

DYNAMO IS NOT RESPONSIBLE FOR ISSUES
DERIVING FROM EXISTING ACCESSIBLE
RAMP CONFLICTS IF DETAILS ARE NOT
PRESENT IN CLIENT SUPPLIED CAD. DYNAMO NOT
RESPONSIBLE FOR THE PROVISION OF NEW ACCESSIBLE RAMPS.

IF EXISTING OR NEW SHADE STRUCTURES WILL BE USED, DYNAMO PLAYGROUNDS REQUESTS SHADE STRUCTURE SPECIFICATIONS TO ENSURE SAFETY STANDARDS COMPLIANCY

ALL DIMENSIONS
ARE PRELIMINARY



DYNAMO INDUSTRIES IP.
USE OF THIS DRAWING AND RELATED
INFORMATION IS STRICTLY FOR USE BY
DYNAMO'S INTENDED RECIPIENT.
DYNAMO PROHIBITS SHARING THIS
DRAWING WITH ANYONE ELSE UNLESS
APPROVED BY DYNAMO.
SHARING THIS DRAWING WITHOUT DYNAMO'S
EXPLICIT CONSENT WILL RESULT IN LEGAL ACTION.

CLIENT:

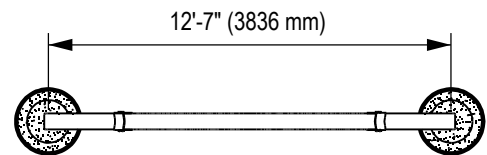
PROJECT NAME:

PROJECT NO:

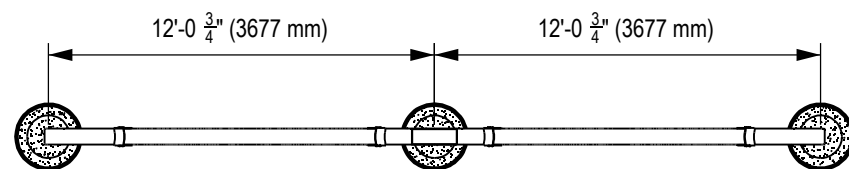
DRAWING TITLE:

EN 2D LAYOUT

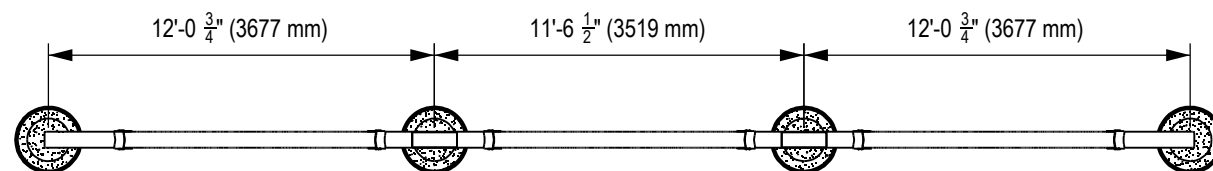
DESIGNER Alexandar Kulic		DATE 2023-11-15	
DRAWN BY Alexandar Kulic		DATE 2023-11-15	
CHECKED BY		DATE	
PRODUCT NO: DX-3600		PRODUCT NAME: Biggo Hexo	
OPTION AA	ENG. REV 0	DES. REV 00	SHEET 1 OF 1



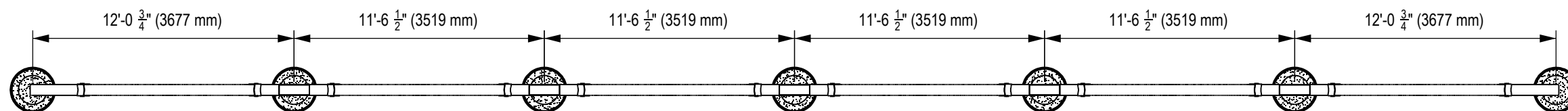
BIGGO CLASSIC SOLO (DX-3100)
FOUNDATION LAYOUT - PLAN VIEW



BIGGO CLASSIC DUO (DX-3200) FOUNDATION LAYOUT - PLAN VIEW



BIGGO CLASSIC TRIO (DX-3300) FOUNDATION LAYOUT - PLAN VIEW

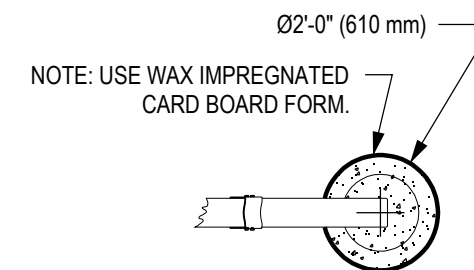


BIGGO CLASSIC HEXO (DX-3600) FOUNDATION LAYOUT - PLAN VIEW

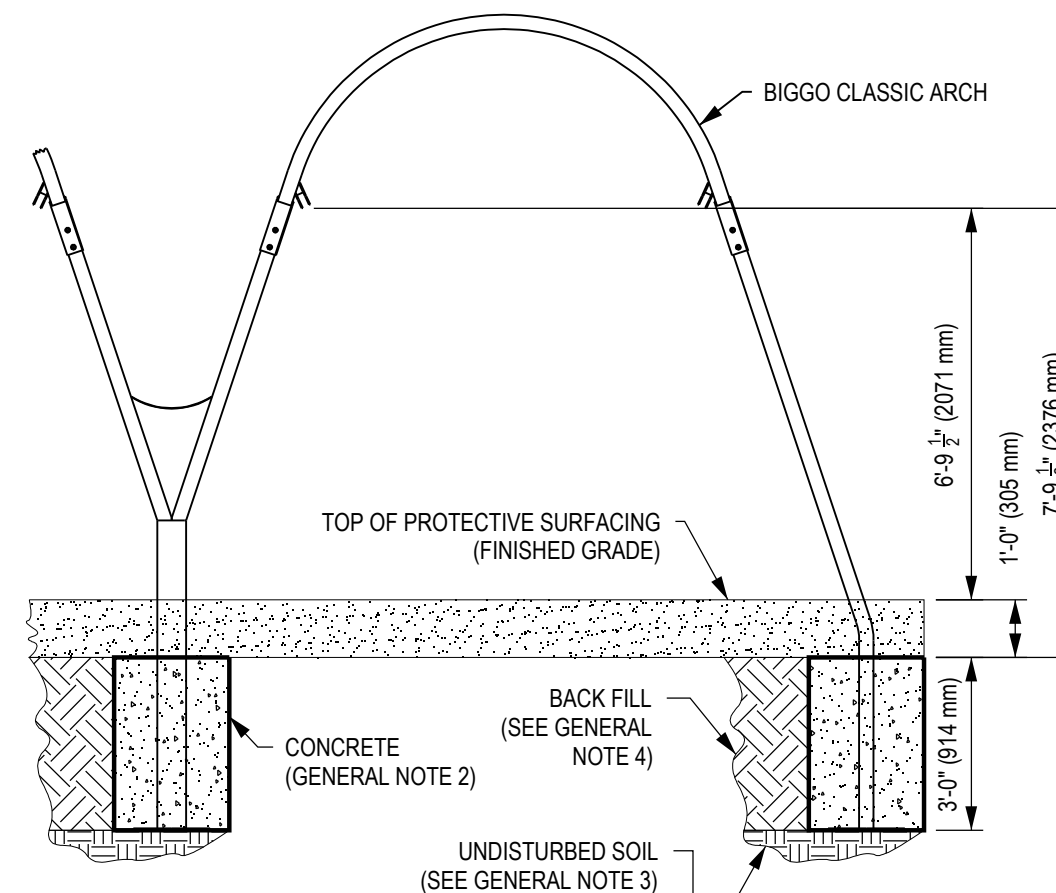
GENERAL NOTES:

1. THE FOUNDATION IN THE DRAWING TO BE USED AS A MINIMUM GUIDELINE. CHECK WITH LOCAL ENGINEERS
2. THE CONCRETE SHALL BE GRADE C25 (CHARACTERISTIC STRENGTH OF 3500 PSI AT 28 DAYS) MINIMUM.
3. THE FOUNDATION SHALL BE PLACED ON FIRM, UNDISTURBED SOIL SURFACE. WHEREVER EXCAVATION OCCURS BELOW THE DESIGNED FOUNDATION LEVEL, WELL COMPACTED BACK FILL OR LEAN CONCRETE SHALL BE USED FOR LEVELING.

4. BACKFILLING FOR FOUNDATION SHALL BE PLACED EVENLY IN 6" (150mm) LAYERS. LAYERS SHALL BE WELL COMPACTED.
5. THE FOUNDATION DESIGN IS SUITABLE FOR SOIL WITH A BEARING CAPACITY OF 1600 PSF (80 KPA) AND ABOVE.
6. THE FOUNDATION DESIGN IS SUITABLE FOR SOIL WITH FROST LINE OF 4' (1200 MM) OR LESS.



TYPICAL FOOTING - PLAN VIEW



TYPICAL FOOTING - ELEVATION VIEW

DOCUMENT No: 200-000-529

REVISION HISTORY

REV	DESCRIPTION	REF. No.	DATE	DRWN BY:	RWD BY:
0	Initial Release For RepNet Updates	XX	2018-11-16	WMc	SA

ENGINEERING SEAL:

CLIENT: STOCK

PROJECT NAME: STOCK

PRODUCT NO: DX-3100, DX-3200,
DX-3300, DX-3600

DRAWING TITLE:
BIGGO CLASSIC SERIES
STANDARD FOUNDATION
DRAWING

REV:	SHEET:	SHEET SIZE:	SCALE:
0	1 OF 1	PA3	NTS

DESIGNED BY:	A. NISBET	DATE:	2015-05-11
DRAWN BY:	W. MCNAIR	DATE:	2018-11-16
CHECKED BY:	S. ALKATHERI	DATE:	2022-04-01
REVIEWED BY:		DATE:	
APPROVED BY:		DATE:	



Local: 613-446-0030
Toll free: 800-790-0034
Email: info@dynamoplaygrounds.com
Fax: 613-446-0034
URL: www.dynamoplaygrounds.com