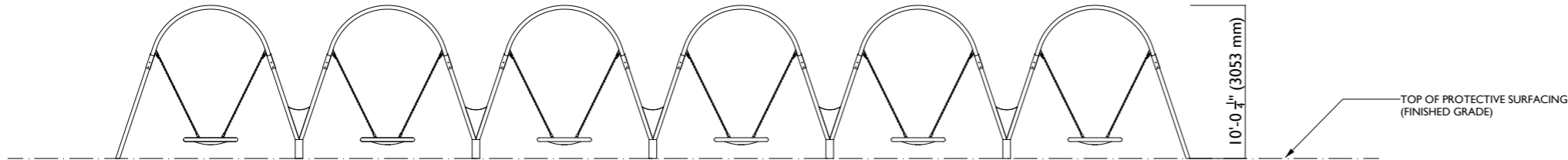


ALL DIMENSIONS  
ARE PRELIMINARY

PRODUCT INFORMATION:  
PRODUCT SIZE: L 21376 mm x W 1080 mm x H 3053 mm  
USE ZONE DIMENSIONS: L 24976 mm x W 11558 mm  
USE ZONE AREA: 256.32 SQ M  
FALL HEIGHT: 2108 mm  
CAPACITY: 24  
AGE: 18 mo - 12 yrs  
OPTION: AA  
REV: 0.00



**NOTES:**

DYNAMO PLAYGROUNDS IS NOT RESPONSIBLE FOR CLIENT PROVIDED CAD INACCURACIES.

DYNAMO PLAY EQUIPMENT IS DESIGNED FOR A FLAT HORIZONTAL PLANE UNLESS TOPOGRAPHY AND OR GRADING IS PROVIDED.

DYNAMO IS NOT RESPONSIBLE FOR TOPOGRAPHY OR GRADING.

DYNAMO IS NOT RESPONSIBLE FOR THIRD PARTY EQUIPMENT USE ZONES.

DYNAMO IS NOT RESPONSIBLE FOR COMPLIANCE ISSUES FROM OTHER PRODUCT ENCROACHMENT IN DYNAMO PLAY EQUIPMENT USE ZONES.

ENTIRETY OF DYNAMO PLAY EQUIPMENT USE ZONE TO BE COVERED WITH IMPACT ATTENUATING SURFACING. SURFACING NOT PROVIDED BY DYNAMO.

NO OVERHEAD OBSTRUCTIONS TO ENCROACH WITHIN 84" OFFSET FROM THE TOP SURFACE OF DYNAMO PLAY EQUIPMENT.

DYNAMO PLAYGROUNDS IS NOT RESPONSIBLE FOR EXISTING TREE LOCATION, NOR THEIR PROXIMITY TO DYNAMO'S PROPOSED EQUIPMENT AND THEIR USE ZONES.

DYNAMO IS NOT RESPONSIBLE FOR ISSUES DERIVING FROM EXISTING ACCESSIBLE RAMP CONFLICTS IF DETAILS ARE NOT PRESENT IN CLIENT SUPPLIED CAD. DYNAMO NOT RESPONSIBLE FOR THE PROVISION OF NEW ACCESSIBLE RAMPS.

IF EXISTING OR NEW SHADE STRUCTURES WILL BE USED, DYNAMO PLAYGROUNDS REQUESTS SHADE STRUCTURE SPECIFICATIONS TO ENSURE SAFETY STANDARDS COMPLIANCY

ALL DIMENSIONS  
ARE PRELIMINARY

©

DYNAMO INDUSTRIES IP.  
USE OF THIS DRAWING AND RELATED INFORMATION IS STRICTLY FOR USE BY DYNAMO'S INTENDED RECIPIENT. DYNAMO PROHIBITS SHARING THIS DRAWING WITH ANYONE ELSE UNLESS APPROVED BY DYNAMO. SHARING THIS DRAWING WITHOUT DYNAMO'S EXPLICIT CONSENT WILL RESULT IN LEGAL ACTION.

CLIENT:

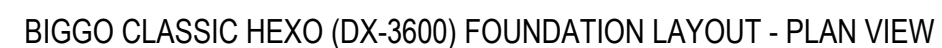

PROJECT NAME:

PROJECT NO:

DRAWING TITLE:

CSA 2D LAYOUT

DESIGNER Alexandar Kulic		DATE 2023-11-15	
DRAWN BY Alexandar Kulic		DATE 2023-11-15	
CHECKED BY		DATE	
PRODUCT NO: DX-3600		PRODUCT NAME: Biggo Hexo	
OPTION AA	ENG. REV 0	DES. REV 00	SHEET 1 OF 1



TYPICAL FOOTING - PLAN VIEW

